



THS-09634

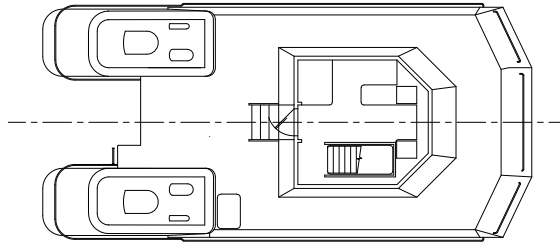
96' x 34' Ship Assist Tug

This twin Z-drive tug has been popular and versatile, with 15 vessels built since the first hull in 2001. It can be equipped with Cummins, EMD, or Caterpillar main engines and Schottel or Rolls Royce Z-drives, offering up to 5,150 HP for ship handling, escort, or towing. Standard features include forward and aft winches with accompanying H-bitts, and a bow staple is located forward for escort work. Optional fire monitors can be installed to Fi-Fi 1 standards on the forward and aft ends of the deck house. There is space for two large fire pumps in the engine room. The standard deck house includes a galley, mess, and berths for 4 in 2 staterooms. Below the main deck there is an additional 2-crew stateroom which is standard, though this stateroom is eliminated in Fi-Fi 1 vessels.

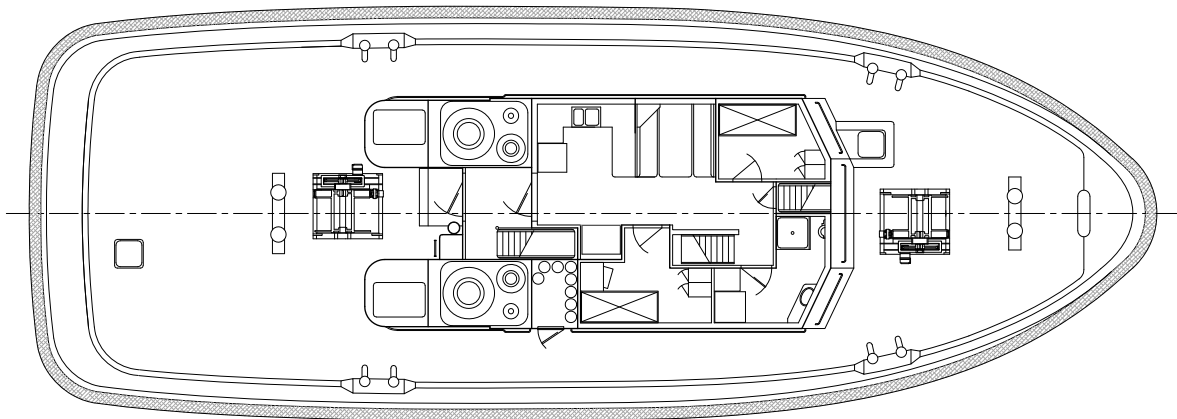
Overall Dimensions

Molded Length 96'
 Molded Breadth 34'
 Molded Depth 14'-9"
 Bollard Pull up to 69.5 ST
 Horsepower up to 5,150 hp

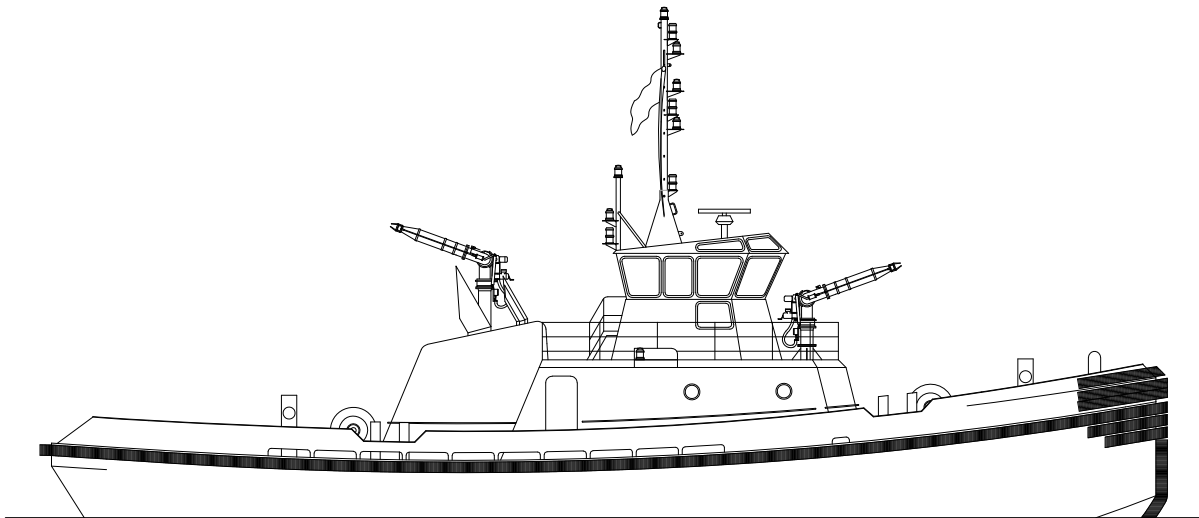
Fuel Capacity 29,590 gal
 Lube Oil 560 gal
 Fresh Water 6,150 gal
 Gross Tonnage, US Regulatory <200
 Berths up to 6



BRIDGE DECK



MAIN DECK



OUTBOARD PROFILE